

Contact us for
more information

Tel +82-54-260-1767

Fax +82-54-260-1769

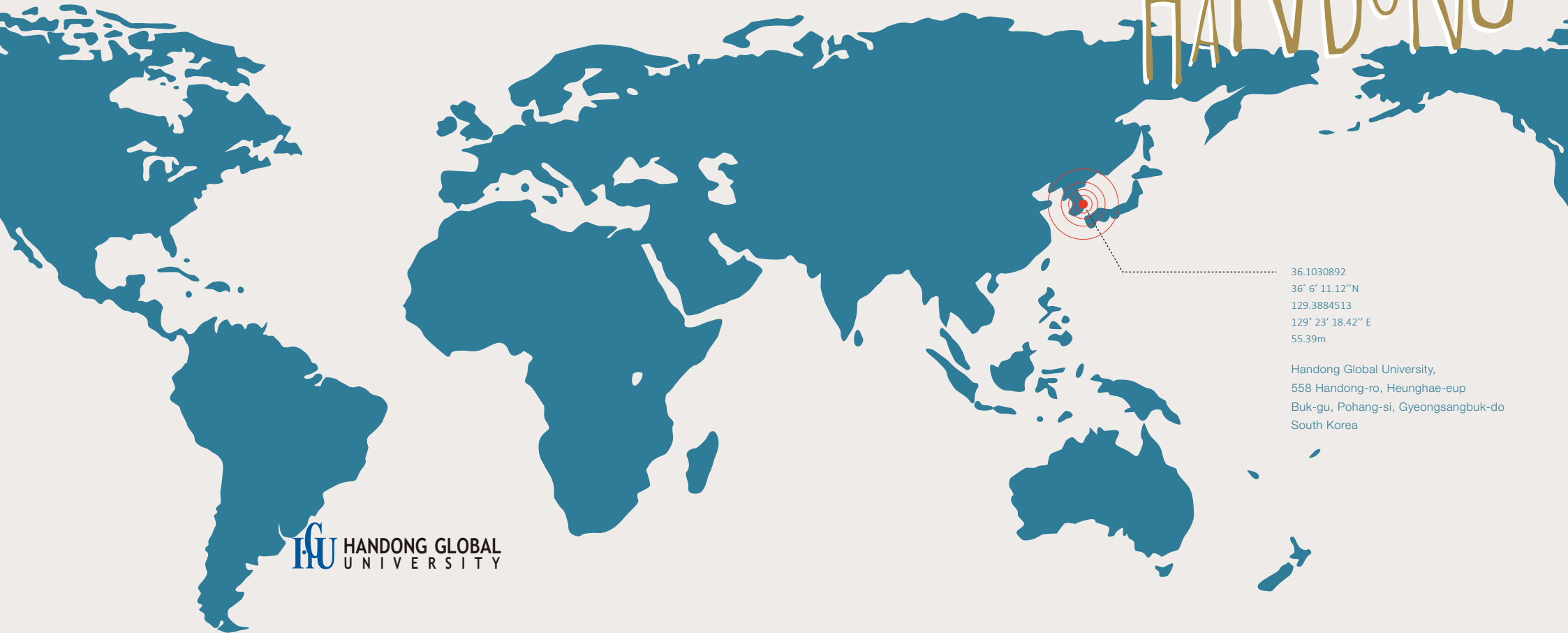
E-mail oia@handong.edu

Website

<http://www.handong.edu>

<http://oia.handong.edu>

SURVIVAL IN HANDONG



36.1030892
36° 6' 11.12"N
129.3884513
129° 23' 18.42" E
55.39m

Handong Global University,
558 Handong-ro, Heunghae-eup
Buk-gu, Pohang-si, Gyeongsangbuk-do
South Korea

SURVIVAL IN HANDONG



36.1030892
36° 6' 11.12"N
129.3884513
129° 23' 18.42" E
55.39m

Handong Global University,
558 Handong-ro, Heunghae-eup
Buk-gu, Pohang-si, Gyeongsangbuk-do
South Korea

CONTENTS

03 Contents

68 Index

TRANSPORTATION

06 1. From Incheon International Airport

08 2. From Busan Gimhae Airport

09 3. Transportation in Pohang

WELCOME TO KOREA

12 1. Facts You Must Know Prior to Arrival

12 2. Weather in Pohang and HGU

LIVING IN KOREA

16 1. About Korea

18 2. Etiquette of Korea

21 3. Everyday Korean

HGU FACILITIES

25 HGU Campus map

28 1. Campus Building Abbreviations

28 2. Chapel

29 3. Dining on Campus

30 4. Administration Offices

30 5. Convenience & Book store

31 6. Other facilities

32 7. Online reservation for facility

OFF-CAMPUS FACILITIES

42 1. Hospitals / Pharmacies

46 2. Shopping

48 3. Spa / Bath house / Jimjilbang

TRAVEL INFORMATION

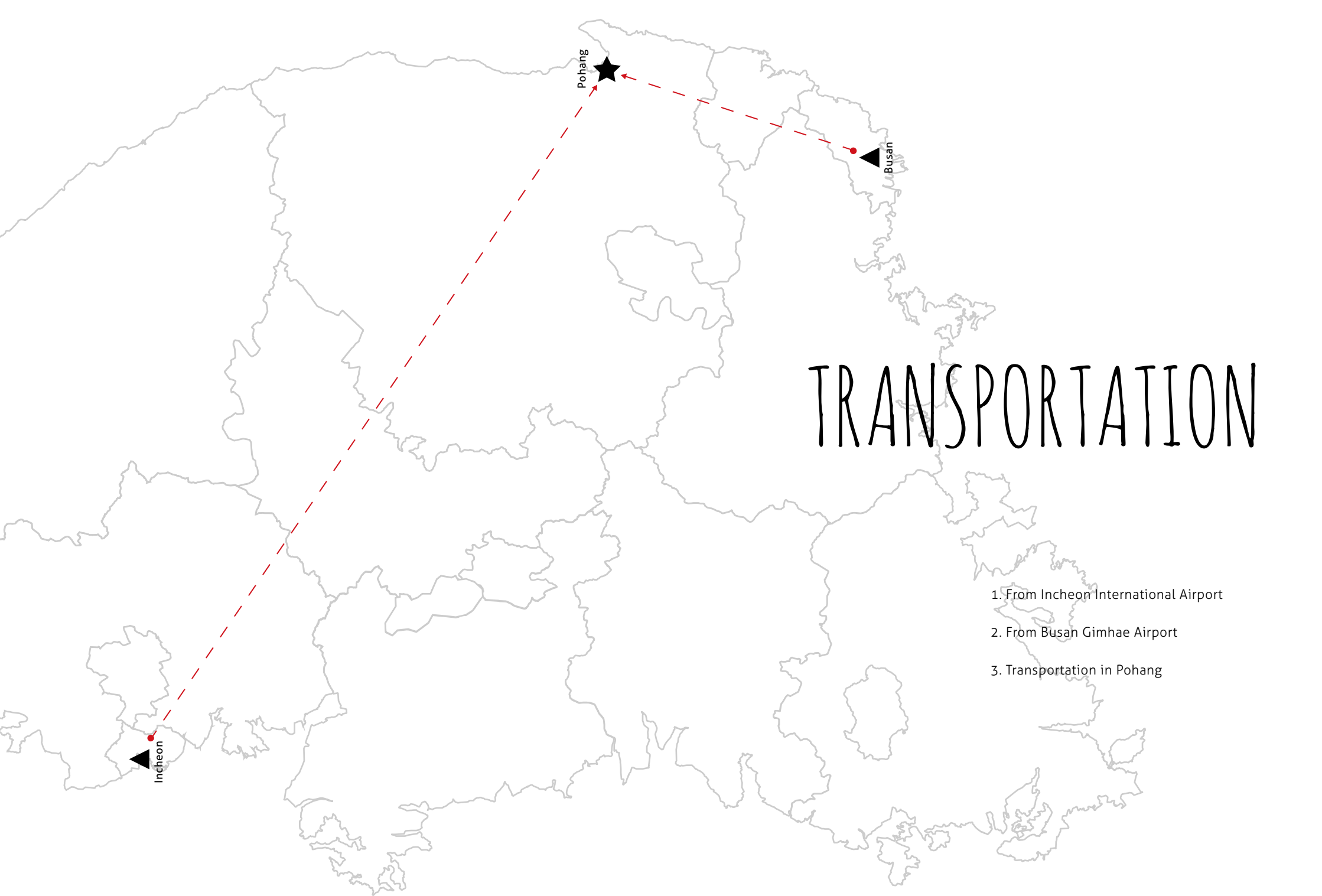
52 1. Festivals in Korea

54 2. Pohang

56 3. Busan

58 4. Jeju

60 5. Seoul



Pohang

Busan

Incheon

TRANSPORTATION

1. From Incheon International Airport
2. From Busan Gimhae Airport
3. Transportation in Pohang

1 From Incheon International Airport }

Option 1 by Airport Limousine Bus

[Incheon Int'l Airport] - [Pohang Intercity Bus Terminal] - [HGU]

Step 1

Upon arrival at Incheon International Airport, go to the information desk and ask for directions on buying an airport limousine ticket for Pohang. (www.airport.kr)

Departure Times Incheon Int'l Airport >> Pohang

07:00, 08:50, 13:40, 17:10, 19:30, 21:30 (Subject to change)

Bus Fee (ticket) Roughly 45,000 KRW

Time to Destination 5 hours

Bus stop number at Incheon Int'l 10C (1st floor)

Step 2

Upon arrival at Pohang Intercity Bus Terminal, you can take

Taxi Roughly 18,000 KRW (Taxi will take approx. 30 min)

Ask the driver to go to "Handong Dae Hak Gyo" (한동대학교)

School Shuttle Bus

Take Taxi and ask driver to go to Pohang City Central Art Hall (포항시립중앙아트홀) which is located in Yukgurri.

Option 2 by Domestic Flight

[Incheon Int'l Gimpo Airport] - [Pohang Airport] - [HGU]

Step 1

When arriving in Incheon International Airport, take Airport Railroad to Gimpo airport (simply follow signposts)

Airport Railroad schedule (Incheon Airport Gimpo Airport) www.arex.or.kr

Interval 10 min

Ticket Roughly 4,000 KRW

Traveling time 30 min

Bus stop number at Incheon Intl. Airport 3B, 10A, 4B, 11A

Step 2

From Gimpo Airport take Korean Air or Asiana Air to come to Pohang - 포항

Flight schedule Gimpo-Pohang (www.airport.co.kr)

Plane ticket Roughly 74,000 KRW (one way)

Traveling Time 50 min

* The flight schedule is subject to frequent change so please recheck schedule from the above web-site

Step 3

When arriving in Pohang Airport, you have two choices in coming to HGU

Taxi Roughly 25,000~ 35,000 KRW (Taxi will take approx. 40 min)

Ask driver to go to "Handong Dae Hak Gyo" (한동대학교)

School Shuttle bus

Take Taxi ask driver to go to Pohang City Central Art Hall (포항시립중앙아트홀) which is located in Yukgurri.

* The taxi fee will cost 15,000-20,000 KRW from Pohang airport to school Shuttle bus stop.

2 From Busan Gimhae Airport

Option 1 by Airport Limousine Bus

[Busan Gimhae Airport] - [Pohang Intercity Bus Terminal] - [HGU]

Step 1

Upon arrival at Busan Airport, go to the information desk and ask for directions on buying an airport limousine ticket for Pohang - 포항

Departure Times Busan Gimhae Airport Pohang 7:35 ~ 20:35 (30 min interval)

Bus Fee (ticket) Roughly 11,000 KRW

Time to Destination 2 hours

Bus stop number at Busan Gimhae Airport. Please ask information desk

Step 2

Upon arrival at Pohang Intercity Bus Terminal, you can take

Taxi Roughly 25,000 KRW (Taxi will take approx. 30 min)

Ask the driver to go to "Handong Dae Hak Gyo" (한동대학교)

School Shuttle Bus

Take Taxi ask driver to go to Pohang City Central Art Hall (포항시립중앙아트홀) which is located in Yukgurri.

Option 2 by Taxi

[Busan Gimhae Airport] - [HGU]

Step 1

Upon arrival at Busan Airport, go to the information desk and ask for directions on catching a taxi (van taxi may also be summoned)

Taxi Roughly 120,000~150,000 KRW (Taxi will take approx. 2 hour)

Ask the driver to go to " Pohang Handong Dae Hak Gyo" (한동대학교)

*if you want to reserve a taxi contact OICA by e-mail 1week prior to arrival

OICA@handong.edu

3 Transportation in Pohang

Bus

The most basic means of transportation. You can simply get on a bus and pay with in cash, or pay with a transportation card.

Bus operating Hours 5:20am ~ 10:45pm

Bus fare information

	Cash	Card
Regular Bus	1,200 krw	1,000 krw
Express Bus	1,500 krw	1,300 krw

Tips Paying with transportation card is recommended.

HGU Student card has Public transportation Card function : T-money

Paying with card is cheaper, and it offers 1 free transfer to another bus.

In order to use your student card as a T-money card, You must charge it first.

You can charge your card at any convenience store in Pohang

: GS25, 7-eleven, CU, Mini stop, Buy the way.. etc

You must note that charging has to be paid in CASH to charge your Transportation card.

Taxi

Tips Taxies are hard to catch sometimes. In such case, you can use Call taxi services.

Call taxi contacts

Poscall	054-252-1111
Haemadzi call	054-285-8282
61 call taxi	054-282-6161

NOTE It is safe to assume that they do not speak English. However; don't be afraid.


Be calm and tell the operator where your location is. They will send a taxi to your

location. If you don't know where you are, refer to daily Korean page on our guidebook,

1) Ask any passenger next to you where you are or

2) Request him to talk to the operator

▲ Taegeukgi : The national flag of Korea



WELCOME TO KOREA

1. Facts You Must Know Prior to Arrival
2. Weather in Pohang and HGU



1

Facts You Must Know Prior to Arrival

Take into account the following information when packing your belongings.

Currency Exchange

Exchange currency into Korean Won in airport. Only Korean won is used in Korea. Exchanges possible in all banks in Korea.

Needed

Passport or Ailen
Registration card is needed

Voltage

Voltage in Korea 220V

Frequency

60Hz

Plug

Plugs are two round shaped prongs



2

Weather In Pohang and HGU

Spring (Mar, Apr, May)

Warmer, milder weather edges its way from the south and slowly spreads across the rest of the country. Light clothing is required, although some warmer layers are recommended as the wind can be cool and temperatures do fall low at night.

Average 13.3°C

Summer (June, July, Aug)

Fairly hot, humid and wet. Lightweight clothes are a necessity and an umbrella is useful for frequent downpours. Carry a lightweight jacket as it can be cold inside air-conditioned buildings during summer.

Average 24°C

Autumn (Sept, Oct, Nov)

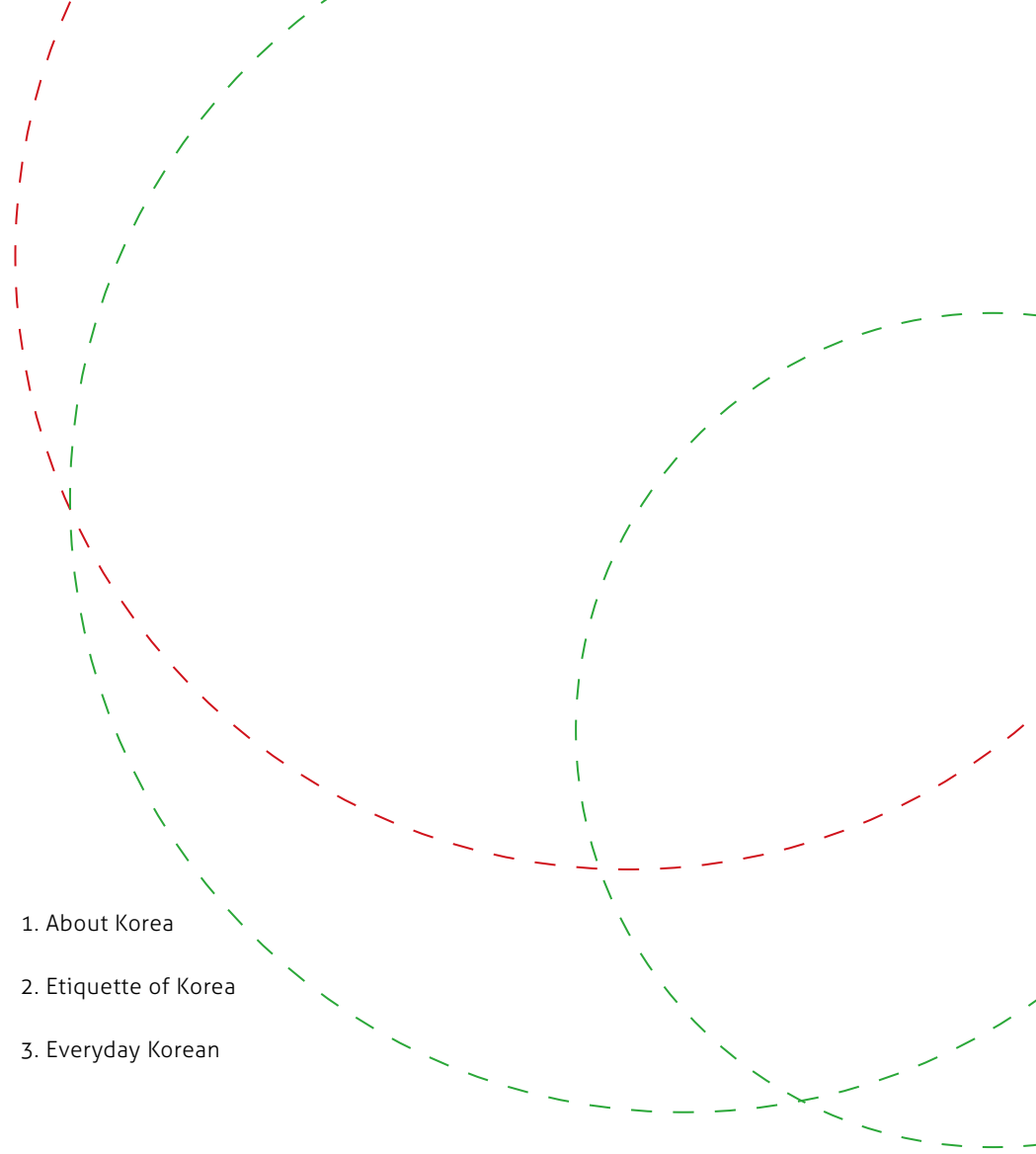
Skies tend to be clear. Again, lightweight clothing is required along with a few layers for those cooler days and for the night-time.

Average 16.2°C

Winter (Dec, Jan, Feb)

Snow blows down from Siberia in December and winter can be bleak and harsh away from the coastal areas. Thick clothing and warm hats may be required.

Average 3.4°C



1. About Korea
2. Etiquette of Korea
3. Everyday Korean

LIVING IN KOREA

1 About Korea

Full name	Republic of Korea (ROK)
Capital city	Seoul
Time zone	GMT/UTC + 9 (No daylight savings time)
Official language	Korean
Population	approx. 50 million
Currency	won (₩) (KRW)
Country telephone code	82

Korean Currency

Korea takes Korean won as its currency. For bills, there are 1000won, 5000won, 10,000won, 50,000won and for coins 10won, 50won, 100won, 500won.

Bills



Coins



Culture of Korea

Korea is probably the most Confucian nation in Asia. At the heart of the Confucian doctrine are the Five Relationships, which prescribe appropriate behavior between ruler and subject, father and son, husband and wife, old and young and between friends. People in senior positions should be authoritarian rather than democratic, which is why some teachers and company bosses act arrogantly towards those with lower status.

Establishing a relationship of any kind implies that each person knows who is senior and junior. Based on this fact, there is an expected behavior that includes the appropriate usage of honorific language.

Koreans are also emphasize health and well-being. Lots of hikers who stream into the mountains at weekends are not only enjoying nature but are also keeping in good shape. Saunas and hot-spring baths are big attractions. Another aspect of the Korean character is generosity. Fighting to pay the bill is a common phenomenon, though the quid pro quo is that one person pays this time and the other fights a little harder to pick up the check next time.

Koreans are proud of what they see is a pure bloodline. But Korea's demographic shift is already being felt in the countryside where many men cannot find a Korean bride. The shortage of local marriageable women has led to the birth of a new industry: imported brides. If current marriage trends continue and couples choose to raise a family here, the country will experience a new phenomenon.

{ 2 Etiquette of Korea }

Language & Communication

Korean society is very hierarchical. Everyone has a special place in this hierarchy, which may be higher or lower than the place of someone else, and this cultural trait is reflected in the language. When speaking to someone who is higher up in the hierarchy, you must show the proper respect and politeness through the use of honorifics.

- Koreans will understand you better if you speak English clearly and slowly.
- Koreans may mistakenly say “yes” to whatever you say when speaking English, so double-check what they mean.
- Not all Koreans speak English off campus. A basic knowledge of Korean will make your life easier.
- Koreans may use some unusual English words and expressions when you speak to them. This is Konglish (Korean-English).

Food & Drink

Korea has one of Asia's richest culinary traditions, and sampling all the quirky delights of the local food and drink is one of the joys of visiting the country.

A typical Korean meal is based around boiled rice, soups and as many as a dozen side dishes, called banchan, which normally include Korea's national expected to finish everything - in fact if you do, the side dishes will probably be refilled until you burst!

Garlic, ginger, green onion, black pepper, sesame oil, soy sauce and vinegar abound. But the big spice is chilli pepper, which usually takes the form of gochujang (red pepper paste).

* A good general rule is : red = spicy.

Virtually every restaurant serves good old mul (water), either filtered or bottled, when customers arrive. If not, look for the self-serve water dispenser.

Dining DOS & DON'TS

Dos

- Do take off your shoes in traditional restaurants where everyone sits on floor cushions. You may sit with your legs crossed or to the side.
Tip sit at a table near a wall so you can lean back against it.
- Use your spoon for rice and soup.
- Use both hands while you pour drinks to the elders.
- Do ask for gawi (scissors) if you are trying to cut something and your spoon won't do it.

Don'ts

- Don't start or finish your meal before your seniors and elders.
- Don't touch food with your fingers, except when handling leaves for wrapping other foods.
- Don't try to eat rice with chopsticks - use a spoon.
- Don't talk with your mouth full.
- Don't hold plate or bowl while eating.
- Don't stick up spoon or chopsticks from your rice bowl.
- Don't blow your nose at the table.
- Don't tip.

Money & Shopping

You don't have to tip, except at expensive hotels.

- Taxes are already included in the price shown on the price tag or receipt.
- Small store owners are sometimes reluctant to give refunds or exchange items that you purchased.
- Paying with a credit card is very common, but at some shops, paying by cash is cheaper.
- If you go to a restaurant with a group of people, it is common to split the bill. This is known as “Dutch pay” in Korea.

2 Etiquette of Korea

Miscellaneous

- Koreans are age-conscious, and asking about age is considered very normal in Korea. (The culture has great respect for their elders.)
- Don't be surprised if they ask you about your age or marriage status. Koreans do not consider them as serious personal questions.
- Remember to take off your shoes whenever you enter a Korean house.
- You'll soon realize that in Korea, the group is considered far more important than the individual.
- Schedules and plans are often subject to change.
- Homosexuality is still not accepted in Korean society as widely as in Western countries. However, a show of affection among close friends of the same sex (e.g., women holding hands while walking along the street) is common in Korea. This has nothing to do with homosexuality, although foreigners might think otherwise.
- Kissing in public is seen as disrespectful to others.
- There is often traffic jam during rush hours.
- Note that most maps show landmarks, not street addresses. You can find your destination most easily if you remember landmarks.
- Possession of guns is illegal in Korea.
- Recycling is a standard practice, so buy designated plastic trash bags at a grocery store near your residence and recycle according to the instructions (especially food waste).
- Koreans don't usually say "Excuse me" when they bump into you on the streets. This is simply cultural, so don't take it as an insult.

3 Everyday Korean

Hello	안녕하세요. (an-nyeong-ha-se-yo)
What's your name?	이름이 뭐예요? (i-reum-i-mue-e-yo?)
My name is...	제 이름은 ...입니다. (je i-reum-eun ... im-ni-da)
Where are you from?	어디서 오셨어요? (eo-di-seo o-syeo-sseo-yo?)
I'm from...	저는 ...에서 왔어요. (jeo-neun ... e-seo wa-sseu-yo)
Pleased to meet you	만나서 반갑습니다. (man-na-seo ban-gap-seum-ni-da)
Goodbye	안녕히 계세요. (an-nyeong-hi gye-se-yo) – you are leaving 안녕히 가세요. (an-nyeong-hi ga-se-yo) – you are staying
I don't understand	모르겠습니다. (mo-reu-ge-sseum-ni-da)
Please write it down	적어 주세요! (jeog-eo ju-se-yo!)
Do you speak Korean?	한국말 하실 줄 아세요? (han-guk0mal ha-sil jul a-se-yo?)
Yes, a little	예, 조금요. (yae, jo-geum-yo)
How do you say... in Korean?	...를 한국말로 어떻게 말해요? (...reul han-guk-mal-lo eo-tteo-ke ma-rae-yo?)
Excuse me	실례하겠습니다. (shil-le-ha-ge-ssum-ni-da)
How much is this?	이거 얼마예요? (i-geo eol-ma-ye-yo?)
Sorry	미안합니다! (mi-an-ham-ni-da)
Thank you	감사합니다. (kam-sa-ham-ni-da)
Can you help me?	좀 도와주실 수 있나요? (jom do-wa-ju-shil ssu in-na-yo?)
Where is the (bathroom/pharmacy)?	(화장실/약국)이 어디예요? (hwa-jang-shil/yak-kuk)-l oe-di-ye-yo?
Can you say it again?	다시 한 번 말씀해 주시겠어요? (da-shihan-ben mal-sseum-hae-ju-shi-ge-sseo-yo?)
Can you speak slowly?	천천히 말씀해 주시겠어요? (cheon-cheo-ni mal-sseum-hae-ju-shi-ge-sseo-yo?)
Write it down please!	적어 주세요! (jeok-eo ju-se-yo!)
I don't know!	모르겠어요. (mo-reu-ge-sseo-yo)
What is this?	이게 뭐예요? (i-ge mue-ye-yo?)
My Korean is bad	저는 한국말 잘 못해요. (jeo-neun han-gung-mal jal mo-tae-yo)
Yes/No	네/아니요. (Ne/A-ni-yo)

HGU FACILITIES

HGU Campus Map

1. Campus Building Abbreviations

2. Dining on Campus

3. Chapel

4. Administration Offices


5. Convenience & Book Store

6. Other Facilities

7. Hisnet Facility Reservation

8. How to use Print/Copy Machine

▲ **Hyundong Hall**: Admin. building




[HGU Campus map]





1



2



7



3



4



8



5



6



9

1. Hyeondong Hall
2. Oseok Hall
3. Student Union Building
4. All Nations Hall
5. Nehemiah Hall
6. Chapel
7. Vision Squire
8. Pyeongbong Field
9. Dormitory (Grace Hall)

1 Campus Building Abbreviations

HDH	Hyundong Hall (Admin. building)
SU	Student Union building
OH	Oseok Hall (Library)
GLC (DLE)	Global Language Center (Department of Language Education)
NMH	Nehemiah Hall
NTH	Newton Hall
ANH	All Nations Hall

2 Chaple

Diverse programs organized by Handong Church at Hyoam Chapel during the semester

Sunday Service

- English Service: 9:00 am
- Korean Service: 11:00 am
- Children's Service: 9:30 am
- Korean Evening Service: 7:00 pm

Wednesday Chapel

- Korean Chapel: 2:30 pm and 4:00 pm
- English Chapel: 2:30 pm (Hyoam Annex 3rd floor)

English Thursday All-Out Worship To be announced

Early Morning Prayer Service 5:30 am (Korean- Hyoam Annex)

Korean First Hour 7:00 am (Hyoam Chapel)

English First Hour 7:00 am (to be announced)

Handong Closing Service 09:30 pm

* Service hours and location is subject to change during the summer & winter break

* <http://hic.handong.edu>
054-260-1653-4

3 Dining on Campus

Student union building

* 054-260-1260

Korean Table

Price 2,800 KRW

Breakfast 7:30am-9:30am

Lunch 11:30am-02:00pm

Dinner 5:30pm-7:00pm

- Fixed menu with no options serves simple Korean dish most of the time

Mix Rice

Price 3,000-4,000 KRW

Lunch 11:30am-2:00pm

Dinner 5:30-7:00pm

- Various Kinds of Bibimbaps, Curry and rice

Noodle Road

Price 3,000-4,000 KRW

Open 10:00am-7:00pm

- Ramen with Rice, Fried Rice

Fry Fry

Price 3,500-4,000 KRW

Open 10:00am-7:00pm

- Pork Cutlet, Spaghetti

Apple In The Tree

Price 1,500-3,000 KRW

Open 7:30am-7:00pm

- Hot and cold beverages, Sandwiches, Cakes, Salads

Mom's Kitchen & Mom's Cafe

* 054-260-1252

SU 1st floor, library side

Price 3,500 KRW

Breakfast 7:30 am ~ 9:30 am

Lunch 11:30 am ~ 2:00 pm

Dinner 5:00 pm ~ 8:00 pm

- Sells hot and cold drinks, smoothies and different types of cakes
- Fixed menu between Western and Korean dishes
- Meal serving hour is subject to change during the summer & winter break

Hyoam Restaurant

* 054-260-1267

Hyoam Chapel 1st floor

Price 4,000 ~ 5,000 KRW

Open hour 8:00 am~ 7:00pm

- Meal is served after 10:00 am
- Choice of different dishes from Western to Oriental food
- Has special menu each day of the week.

4 Administration Offices

- **Office hour** 09:00~18:00
- **Lunch time** 12:00~13:00

- Office of International Community Advancement (OICA) (ANH 412)
- General Affairs Office (HDH 116A)
- Student Affairs Office (HDH 117A)
- Office of International Affairs (OIA) (ANH 413)
- Admission Office (HDH 105)

* Most offices share same office hour.

5 Convenience & Book store

Convenience Store

* 054-260-1261
Bethel Hall 1st floor

During Semester 8:15am ~ 1:00am
During Break 9:00am ~ 9:00pm
Sunday 2:00pm ~ 10:45pm
 • Assortment of daily necessities, groceries, and office supplies

Book Store

* 054-260-1259
Next to the Student Hall

During Semester 9:00am ~ 8:00pm
During Break 9:00am ~ 3:00pm
 Closed on Sat, Sunday

Library Convenience Store

* OH 3rd floor

During Semester 3:00pm ~ 00:00am
During Break 9:00am ~ 9:00pm
 Closed on Sunday
 • Drinks, chips, cup noodles and other snacks

6 Other facilities

Computer Labs

- There are numerous computer labs open to students at these **locations** :
OH 1st floor (Scanner Installed),
OH 3rd and HDH 4th floor

Hisbeans Café

- Location** OH 3rd Floor
- Sells different hot and cold beverages and waffles

Post Office

- Location** HDH Basement, Vision Square side
Office Hour 9:00 am ~ 6:00 pm
Closed Saturday and Sunday

Dry-Cleaning

- Location** Shalom Hall, 1st floor
During Semester 9:00 am ~ 5:00 pm on weekdays
 9:00 am ~ 12:00 pm on Saturday
During Break 9:00 am ~ 5:00 pm on Tue & Fri
Closed on Sunday
 • Cleans and dry-cleans clothes and blankets
 • Regular laundry facilities available in each dormitory

Copy Machines/Fax

- Copy machines are available for a small fee at these **locations** :
Printing lab (SU 2nd floor)
- Faxing Abroad is available at book store

Question Mark Café

- Location** SU 2nd Floor, dormitory side
- Sells different types of beverages and cakes

Sports Facilities

- On-campus soccer field, futsal field, basketball court, tennis court, pool table, and fitness center

Hair Salon (MA RI)

- Location** SU 2nd floor
Open Mon-Thurs 10:00~19:00
Closed on Fridays and Weekends (Holiday)
Cost
 Cut: 8,000 won
 Perm: 16,000 won
Tel. 054-260-1255

Image Station

- Location** SU 2nd Floor
Office hour 9 am ~ 6 pm
Closed on Sunday
Tel. 054-260-1960
 • Scope of printing :
 print, copy, book binding (wireless, wire, thesis, etc.), poster and large size printing.

Prayer Rooms

- Location** HDH 4th floor
 SU 2nd floor
 *Reservation required
 OH 4th floor
 In each dormitory

Fitness center

- Location** Vision Dormitory
Open hour Mon-Sun 6:00am ~ 11:00pm

7 Online reservation for facility

on Hisnet	Sport Facilities
	Group Study Room
on Student government page	Band Practice Room
	CCR (Culture Create Room)
	Student center multi-purpose Practice Room

on Hisnet

Handong Information System Network
<http://Hisnet.handong.edu/>

Can make reservations for

1. Sports facilities

- Pyung Bong Field
- Artificial grass field(Main field)
- Basketball Court
- Tennis Court
- Futsal Court

2. Group study rooms

on Student government page

Handong Student government page
<http://stu.handong.edu/>

Can make reservations for

1. Band Practice Room
2. CCR (Create Culture Room)
3. Student center multi-purpose practice room

Hisnet

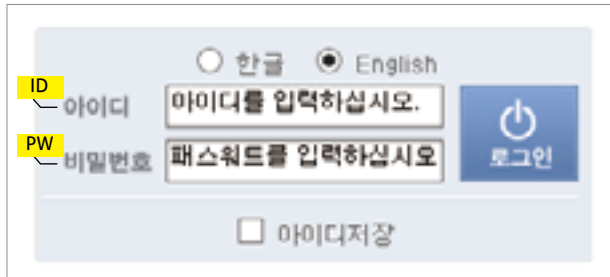


Student government page



Hisnet page

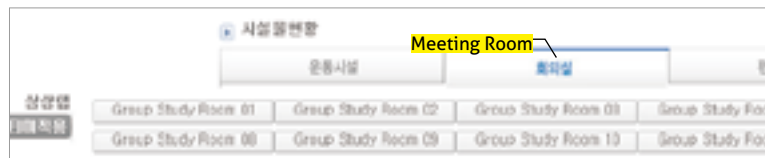
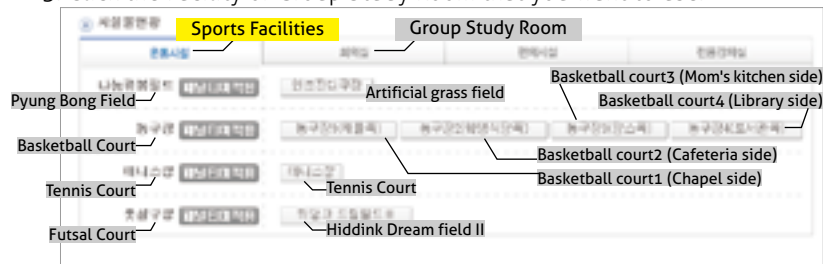
1. Login



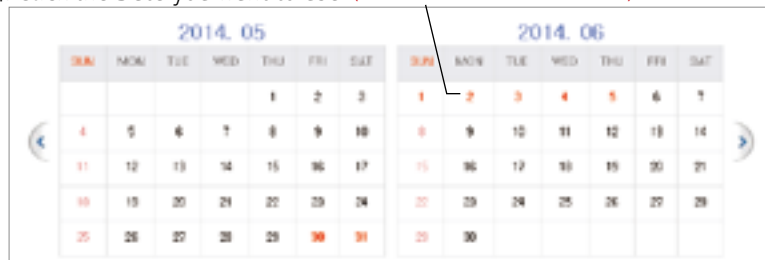
2. Click Reservation



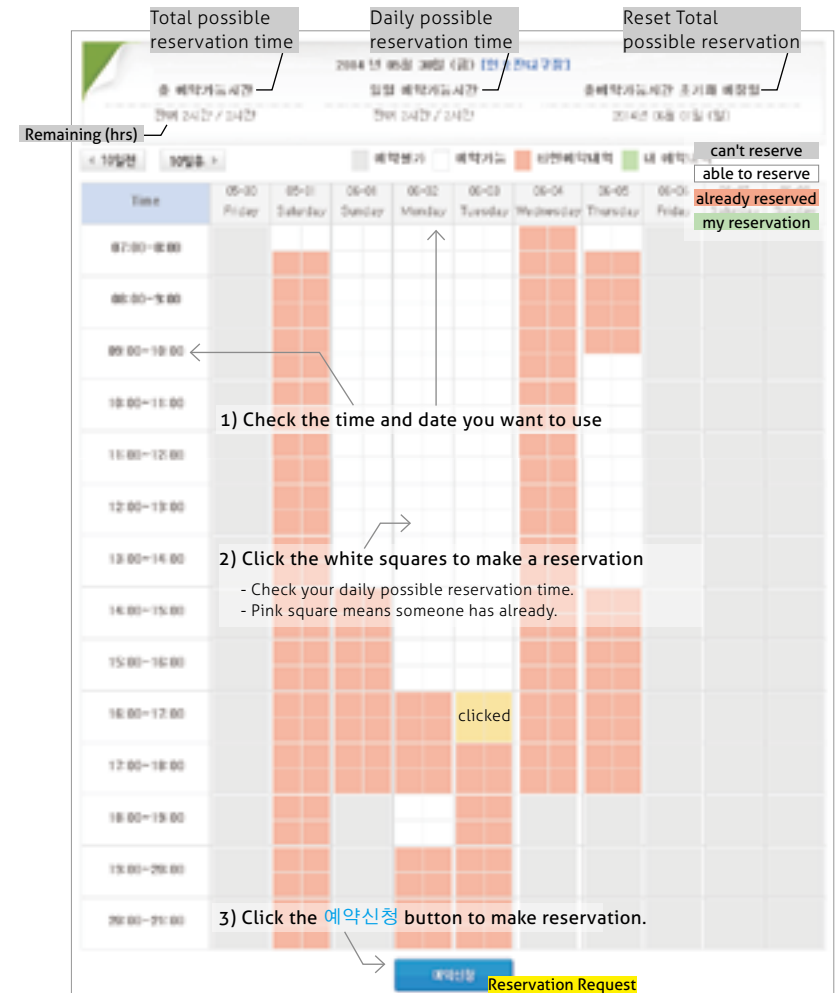
3. Click the Facility or Group Study Room that you want to use.



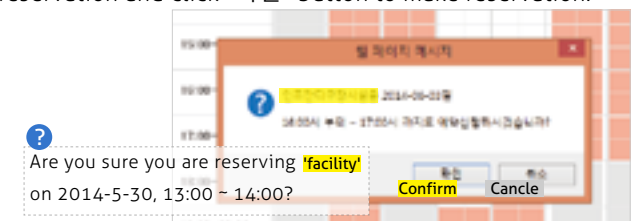
4. Click the Date you want to use (the red color is able to reserve)



5. Reservation screen

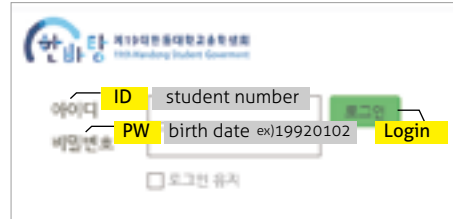


6. Check your reservation and click "확인" button to make reservation.

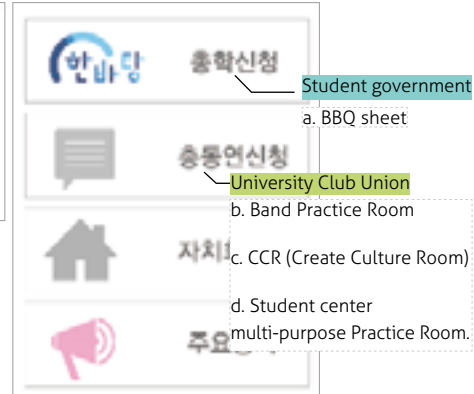


Student Government page

1. Login



2. Click menu



총학신청 Student government

3-a. BBQ sheet

3) Select the day

4) Choose the time and table number
You can choose from 1 to 7

5) Click the 신청가능 button to make reservation.

Can Register

Already reserved

신청하기

신청자명: 이름 : 학번(ID) :
이용목적 : Purpose of use
단체명 : Group name
연락처 : Contact

6) Fill in the blank

신청일자: 2014년 05월 31일
시간: 06:00~07:00

1	1			
2	2			
3	3	농구장	드림월드	민소아
4	4			
5	5			
6	6			
7	7			

7) Fill in the agreement box

8) Register

3-b. Band Practice Room

Select the day and time

시간	05-30 금요일	05-31 토요일	06-01 일요일	06-02 월요일	06-03 화요일	06-04 수요일	06-05 목요일
00:00-01:00	신청가능	예약이여기나	신청가능	신청가능	신청가능	신청가능	신청가능
01:00-02:00	신청가능	신청가능	신청가능	신청가능	신청가능	신청가능	신청가능

3-c. CCR (Create Culture Room)

Select the day, time and size

시간	Large	Medium-Large	Medium	Small
01:00-02:00	신청가능	신청가능	신청가능	신청가능
02:00-03:00	신청가능	신청가능	신청가능	신청가능
03:00-04:00	신청가능	신청가능	신청가능	신청가능

3-d. Student center multi-purpose Practice Room

Select the day, time and the section number

시간	Section 1	Section 2	Section 3
01:00-02:00	신청가능	신청가능	신청가능
02:00-03:00	신청가능	신청가능	신청가능

신청하기

신청자명	이름 : 학번(ID) : <input type="text"/>	이용목적 : <input type="text"/>			
단체명	단체명 : <input type="text"/>				
(필수) 연락처	연락처 : <input type="text"/> Fill in the blank				
신청일자	2014년 6월 2일				
시간	08:00~09:00				
이용안내	<p>1. 신청하는 분의 이름과 연락처를 정확히 기입해주시기 바랍니다. (신청자와 그 연락처가 불일치 할 시 예약자의 동의 없이 예약이 삭제될 수 있음을 알려드립니다.)</p> <p>2. 대여시간은 한 시간 단위로 하여, 한 단체당 최대 2시간 대여 가능합니다.</p> <p>3. 장비 손/망실의 책임소재를 분명히 하기 위해, 반드시 사용자가 직접 예약합니다.</p> <p>4. 밴드연습실 이용 시간은 오전6시-오후11시, 야간의 경우에는 0시부터 5시입니다. (야간 신청의 경우, 오피스 아워(월-금 19:00~21:00)시간에 오셔서 직접 신청해야 합니다.)</p> <p>5. 주간은 시간 당 1000원, 야간 경역(0시~5시)은 3000원의 이용료를 받습니다.</p> <p>6. 이용 하루 전날 총동아리연합회 오피스(학관219A)로 오셔서, 사용료를 지불하고 밴드연습실 비밀번호를 받으실 수 있습니다.</p> <p>7. 이용 상태(가물파손, 경리 정돈)가 양호하지 못할 경우, 해당 단체는 추후 밴드연습실 시트 예약에 제한이 가해질 수 있으니 깨끗이 사용해주시기 바랍니다.</p> <p>8. 주말/월요일 사용시, 금요일 오피스아워에 찾아주시기 바랍니다.</p>				
	Fill in the agreement box 이용안내에 동의합니다.				

[Register](#)

◀ School shuttle Bus



인하대학교



1. Hospitals & Pharmacies

2. Shopping

3. Spa /Bath house / Jimjilbang

OFF-CAMPUS FACILITIES

1 Hospitals & Pharmacy

** Prior to using hospital

Note that if you are an international student, the hospital will tell you that you are not registered in the insurance beneficiary list at the administration counter.

However, if you have purchased the insurance offered by HGU, please follow steps below.

1. Collect all forms of documents including prescriptions, receipts, bills for medicine, etc..
2. Bring all documents to OICA (ANH 412) when your treatment is over.

Note

- The insurance coverage rate can vary depending on your condition and/or kinds of treatment you receive.
- Even if you don't have any health insurance, HGU insurance covers your medical expense(s) if you are injured on campus. For more information, please contact oia@handong.edu

General Hospital

Sunlin Hospital

• A general hospital that was built right after Korean war for war orphans. Now, it has grown into one of the largest hospitals in Pohang.

Service Provided internal and external medicine, Urology, Dentistry, Psychiatry, dermatology, and more.

Open 8:30am~5:30am

Contact 054-245-5300 to make appointments

Sae Myung Christian Hospital

• It is the biggest, and the most reliable hospital in Pohang. This is the one hospital that is under agreement with HGU.

• International students may receive some discounts and the insurance benefits is received on-site.

• They specialize in Orthopedics and internal medicine.

Open 8:30am~5:30am

Contact 054-275-0005

CT Hospital

• The closest general hospital from HGU. The Hospital maybe small in scale, but they have most of what is needed.

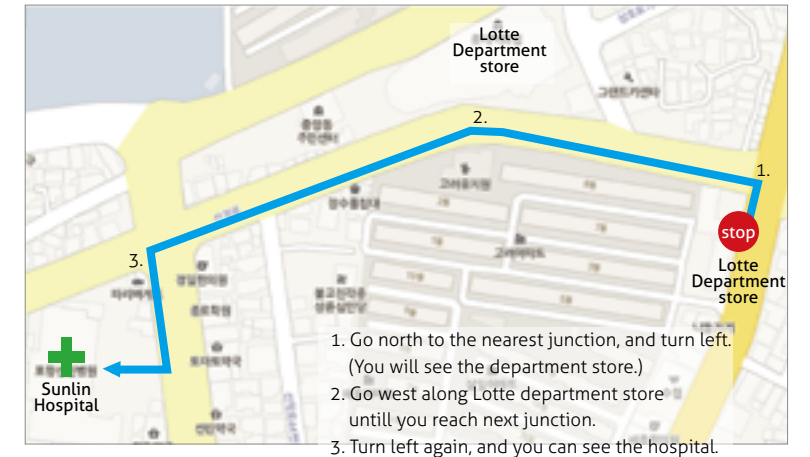
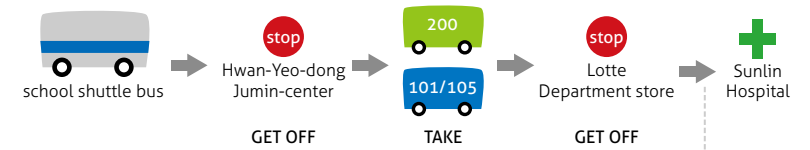
• They specialize in Orthopedics and internal medicine.

How to get there

Go to Hanaro club by school bus
>> Take a taxi to the hospital.
(approx. 3000krw)

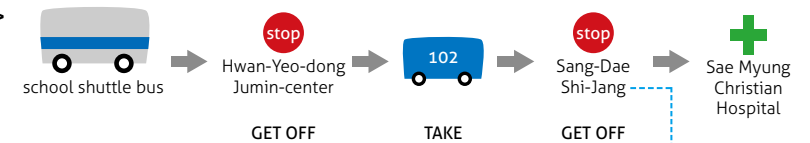
How to get there

Sunlin Hospital



Sae Myung Christian Hospital

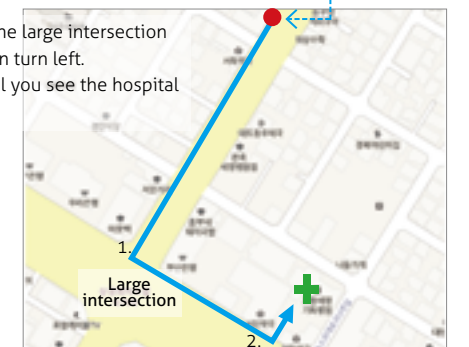
<option1>



1. Walk straight to the large intersection ahead of you, then turn left.
2. Walk straight until you see the hospital on your left.

<option2>

1. Get off at Yook-geo-ri stop from school shuttle bus
2. Take a taxi to "Sae Myung Byung Won" (approx. 7,000krw)



Woman's Hospital

Miz&Mom Woman's hospital

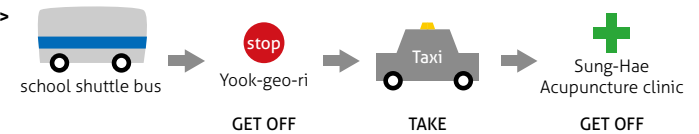
• A fine gynecology hospital with certified doctors in Jang Ryang Dong.
 Open 8:30am-5:30am
 Contact 054-277-7500
 How to get there
 Get off at Hanaro club stop from school bus.
 >> Take a taxi to Miz & Mom hospital. (approx. 3000krw)

Oriental Hospital

Sung-Hae Acupuncture clinic

• A healer who was in the field of expertise for more than 30 years. He lost his sight to obtain the most sensitive touch to the tip of his fingers, and he performs authentic Oriental medicine and acupuncture. This Place is particularly good for orthopedic treatment and is more effective than any other oriental clinics or western medicine I have tried. If you want to experience a real oriental medicine, visit this place.

<option2>

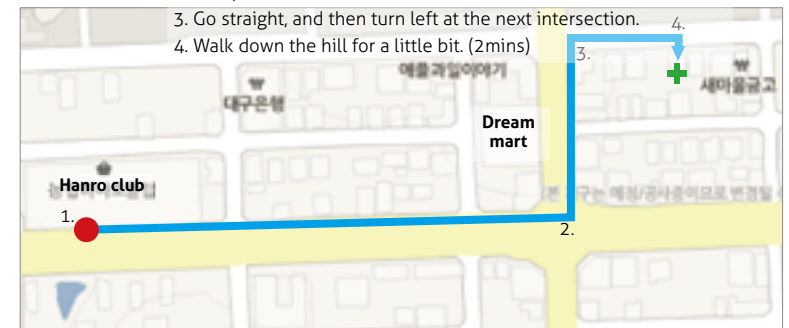


1. Get off at 'Yook-geo-ri' stop from school shuttle bus
2. Take a taxi to 'Sung hey chim sool won' (apprx. 7,000krw)
3. If the driver is not familiar with the place, go to 'Dae wang Yae Shick Jang(Wedding center)' near by 'Pohang KBC' (apprx. 7,000krw)
4. Facing the wedding center, turn left, and walk till you see 'GS25', then turn right.
5. At the end of the corner, there is 'Equus motel'. Turn left.
6. Few steps down the road, You will see 'Sung Hye chim sool won'. (less than 3 mins walk)

Hwa mok Oriental Clinical

Open 9:00am ~ 8pm.
 How to get there

1. Get off at the 'Hanaro club' stop from school shuttle bus.
2. Walk up the hill untill you see 'Dream mart' on your left. (3mins) Then, turn left at the first intersection.
3. Go straight, and then turn left at the next intersection.
4. Walk down the hill for a little bit. (2mins)



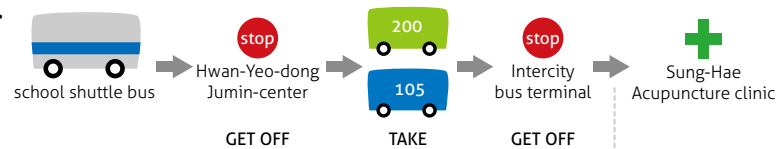
Note • You need a Korean speaker to come with you.
 • After the treatment, drink much hot honey tea (if unavailable, hot tea with surgar), and keep yourself warm, or sweat.

Oriental clinics Nice hot pack on aching area, physical therapy massage, acupuncture & oriental suction cups, and finally moxibustion and hot wax therapy, all this an hour long relaxing and healing treatment comes for 5,000~6,000 krw.

Pharmacy

- You can't purchase most of medicines without **prescription**.
- Pharmacies are always located next to a hospital.
- For purchase of non-prescribed medicine, you can use Pharmacy in Hanaro club, 2nd Floor.

<option1>



1. Cross the street to 'Home plus'.
2. Cross the street from 'Home plus'.
3. Walk straight a long the street untill you see 'GS25(convenience store)', then turn right.



4. At the end of the corner, there is "Equus motel". Turn left.
5. Few steps down the road, you will see 'Sung Hye chim sool won'. (Total 10 min walk)

2 Shopping

Grocery store ●

- Hanaro Club
- Dream Mart

Large shopping store ●

- Lotte Department store
- Home Plus & Grand Avenue

etc. ●

- Alpha stationery store

Alpha Stationery Store

- Located right next to 'Dream Mart'. One can get most of stationeries he/she can't get from school. If you still can't find what you are looking for here, next best option would be to order it online.

How to get there

Get off at Hanaro stop.
Walk up the hill until you see Dreammart on your left. (3mins)

Home Plus & Grand Avenue

• Has a large grocery shopping area, and 10 floors of shopping area. Good place to drop by when coming back from a trip outside of Pohang, or pick up something to eat before a long bus trip, since it is located right next to intercity bus terminal.

Open Hours

Weekdays 11:00am ~ 9:00pm
Weekends 11:00am ~ 9:30pm

How to get there

<Option1>

1. Get to 'Hwan-yeo-dong joo-min center' by school shuttle bus.
2. Get on 200/105 bus
3. Take off at the 'intercity bus terminal' stop.

<Option2>

1. Get off at Yook-geo-ri stop from school shuttle bus
2. Take a taxi to 'Shi Woe Bus Terminal (intercity bus terminal)' (apprx. 7,000krw)

Hanaro Club

- The closest, and largest Grocery shopping place available for Handong students.

How to get there

Get off at the first stop from school shuttle bus.

Dream Mart

- Good grocery shopping place. Dream Mart has slightly cheaper prices, and has more imported goods compared to Hanaro.

How to get there

1. Get off at Hanaro Stop.
2. Walk up the hill until you see Dreammart on your left. (3mins)

Lotte Department store

- Food court, 9 stories of shopping, and restaurant area on the top floor. Not the biggest department store in Korea, but has many things to shop for.

How to get there

1. Get off at 'Hwan-Yeo-dong-Jumin-center' stop from school shuttle bus.
2. Take 200/101/105, then get off at Lotte department store stop.
3. Go north to the nearest junction, and turn left. (You will see the department store.)

<Hanaro Club stop from school shuttle bus>



<Lotte Department store stop from 200/101/105>



<Intercity bus terminal stop from 200/105>



{ 3 Spa / Bath house / Jimjilbang }

**

24 hour open Jimjilbang and Bath house to help you relax or have slumber party with your friends.

**

Pohang Spa (Pohang Oncheon)

How to get there

1. Get off at the 'Hanaro club' stop from school shuttle bus.
2. Take a taxi to "Pohang Oncheon" (apprx. 3~4,000krw)



Grand 24hour Jimjilbang

- If you need to catch the first bus in the morning and looking for a cheap place to stay the night, you might consider this one.

How to get there

1. From the intercity bus terminal, cross the street on the big intersection
2. Walk east for a bit till you see it on your left. (2mins)



TRAVEL INFORMATION

1. Festivals in Korea
2. Pohang
3. Busang
4. Jeju Island
5. Seoul



1 Festivals in Korea

Goyang International Flower Festival

Dates
April and May

Features
An exhibition with diverse flowers to see.

Seoul Fireworks Festival

Dates
Early October

Features
A festival held in every fall at Hangang Park. Diverse shows such as brilliant fireworks, laser show, etc. are shown.

Hwacheon Sancheoneo Ice Festival

Dates
Mid-January

Features
Enjoying trout ice fishing on the icy ground, sled, bobsledding, diverse experience and attractions.

Boryung Mud Festival

Dates
Around the middle of July annually

Features
Mud festival offers diverse activities, programs, and events such as a large mud tub, mud wrestling competition, mud sliding, mud prison, human mannequin, character dolls, mud boot camp, mud ski competition, etc. to entertain tourists.

Andong Mask Dance Festival

Dates
September and October

Features
A dance festival in which Korea's inherent culture and tradition is displayed.

Pohang International Fireworks Festival

Dates
July and August

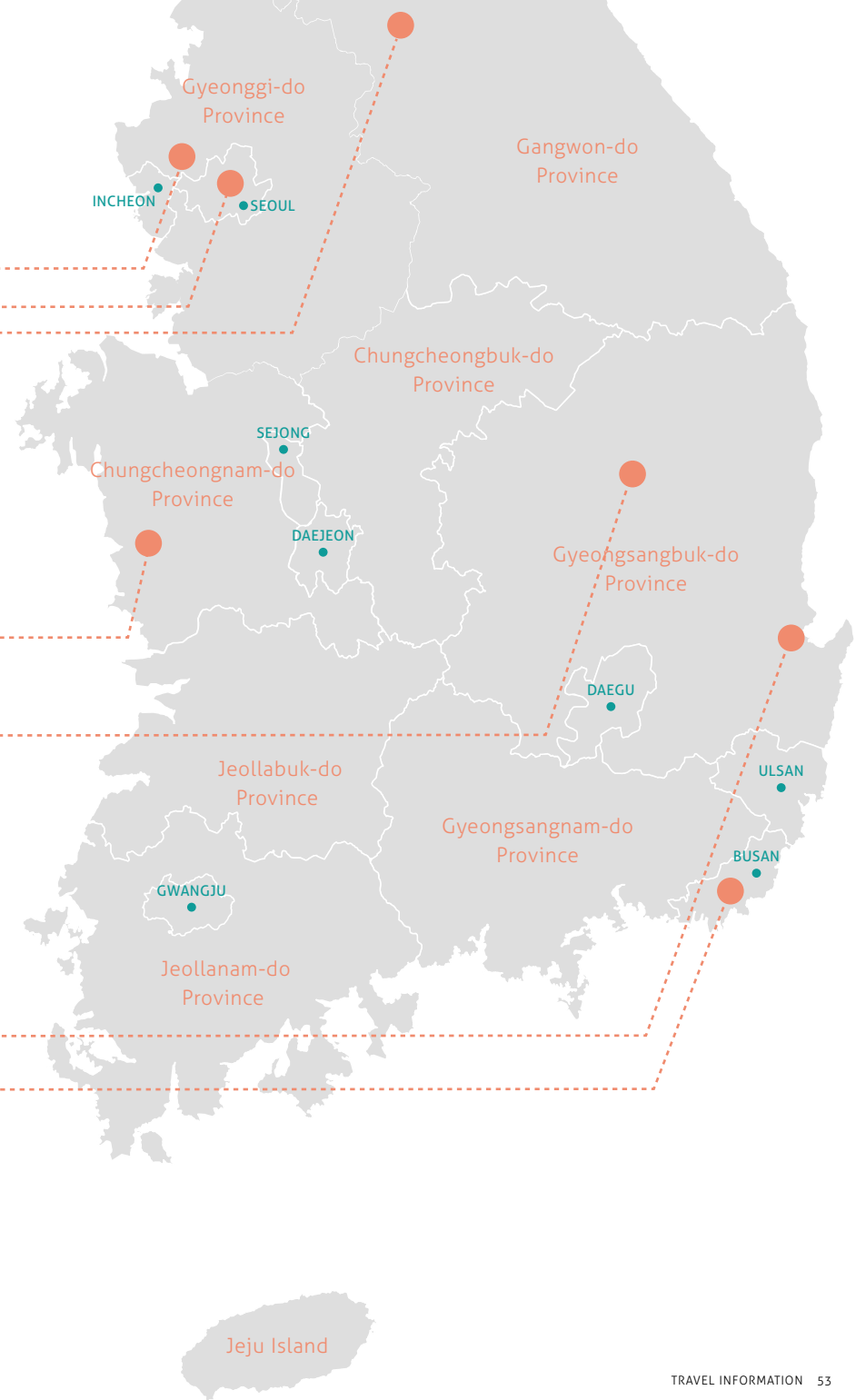
Features
The nightscape of the mouth of Hyeongsan River and Yongilbay allows a hundred thousand shots of fireworks to show splendid and beautiful sparks.

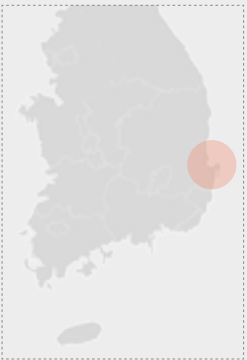
Busan Fireworks Festival

Dates
October

Features
A festival that is held in October annually in Gwananri beach. It is the biggest festival in Gwanranri.

More Information
<http://english.visitkorea.or.kr/enu/index.kto>





2 Pohang

A city in the center of East Sea in Gyeongsangbuk-do

TOURIST ATTRACTION
 Yeongildae Beach
 Hwanho Sunrise Park
 Yeongildae Park
 Homigot

REPRESENTATIVE FOODS
Mulhwae (Raw Fish Soup)
 A fish, small green onion, and seaweed are placed on top of Chopped up pear, carrot, cucumber, onion, green onion and mixed with seasoning and cold water.
Price 12,000 ~15,000 krw

Gwamegi (Half-dried Herring)
 A food made with dried herring or mackerel.
Price 12,000 ~ 15,000 krw (usually the cost of 10 fishes)

Yeongildae Beach (Bukbu Beach)

It is a beach located in Hwanhodong. There are restaurants, cafes, raw fish restaurants, and more along the beach. People can enjoy beautiful night view with lights from POSCO.

Hwanho Sunrise Park (Hwanho Haemaji Park)


A park located in Hwanhodong with an artificial waterfall, pinwheel, outdoor theater, and more.

Yeongildae Park

A park located in Hyojadong.

Homigot (Tiger Tail Cape)

'The Hand of Eternal Life' is located at the end of Janggi Peninsula. It is the first place where the sun rises among Korean peninsula with the best view of it.



Yeongildae Beach



Hwanho Sunrise Park



Yeongildae Park



Homigot



Raw Fish Soup



Gwamegi

3 Busan

TRANSPORTATION

BUS

Destination

Pohang Intercity Bus Terminal

>> Busan Intercity Bus Terminal (Nopodong)

Traveling Time 1hour 20mins
(there are buses every 10-15mins)

Fare 8,100krw

TOURIST ATTRACTION

Gamcheon Culture Village

Jagalchi Market

Guangalli Beach

Haeundae Beach

Taejongdae

The Second City and megalopolis of Korea located in the southeast.

Haeundae Beach

With beautiful beach, luxurious hotels, and restaurants, it is one of Korea's best vacation spot. There are beach festivals and different kinds of culture festivals throughout the year in a coastline that is more than 1km long.

Gwangalli Beach (Gwangang Bridge)

Gwangandegyo, Busan's No.1 trademark, is Korea's first two-floor suspension bridge above the sea. A panorama of light formed by one hundred thousand colorful LED lighting beam for 365 days a year. It presents memorable moments for the viewers.

Taejongdae

Taejongdae, located in the southernmost part of 9.1km Yeongdo coastline on a cliff guardrail, it boasts a beautiful coastline and fantastic ocean view. Visitors can enjoy Busan's best observatory and lighthouse along with beautiful ocean view. It is the gift of nature.

Nampo-dong

The whole area of Nampo-dong is tourist attraction

Jagalchi Market

One of Korea's biggest marine products markets. Fresh sea products could be consumed at the very spot in the market.

Gamcheon Culture Village

A beautiful village with diverse themes and designs.

REPRESENTATIVE FOODS

Naengchae Jokbal

(Pork leg and chilled vegetables)

Food consumed by mixing chilled vegetables, jellyfish, porkleg and other vegetables.

Price 25,000 ~35,000 krw

Busan Milmyeon

(Busan Wheat Noodles)

A noodle made with flour, sweet potato powder, potato powder, etc. The soup is boiled with beef leg bone and various medicinal herb, vegetables, etc. These two are delicious collaboration.

Price 4,000~6,000 krw

SSiat Hoddeok (Seed Pancake)

It is Busan's most famous street food. It is made out of flour, glutinous rice flour and then stuffed with sugar and nut products.

Price 1,000~1,500 krw

Doegi Gookbab (Pork and Rice Soup)

A food cooked with a soup boiled with pork, onion, white radish, and served with rice, minced garlic, chili powder and salt.

Price 5,000~7,000 krw

Hwae

Consuming raw fish.

Price 25,000~50,000 krw

ACCOMMODATIONS

Jjmjilbang (Korean dry sauna place)	7,000~12,000 krw
Guest house	23,000 ~ 60,000 krw (6people) (2people)
Motel	50,000 ~ 80,000 krw
Youth hotel	30,000~150,000 krw

Busan Cultural Tourism Bureau(can search by regions)

<http://tour.busan.go.kr/board/list.busan?boardId>

[=TOUR_SLEEP&menuCd=DOM_000000103002001000](http://tour.busan.go.kr/board/list.busan?boardId=TOUR_SLEEP&menuCd=DOM_000000103002001000)

{ 4 Jeju Island }

General Information: Jeju city is an island with unique geography, cultural heritage and ancient Tamra history. It has its own uniqueness as an island. Mountain Halla that towers in the middle of the island and surrounding natural landscape creates beauty of the gift of nature.

TRANSPORTATION

AIRPORT

Destination

- a. Pohang Airport >> Jeju Airport
- b. Busan Gimhae Airport >> Jeju Airport

Traveling Time 1hour

Fare

Jeju Air 31,000 ~ 54,000 krw
 Korean Air 49,000 ~ 143,000 krw

TOURIST ATTRACTION

- Cheonjiyeon Falls
- Daepo Jusang Jeolli
- Sangoomburi
- Seongsan Ilchulbong
- Hallim Park
- Theme Park
 - A land of pigmies theme park
 - Chocolateland
 - Karts
 - Teddybear Museum

Hallim Park

A park which allows a tour through Hyeopjae Cave, Ssangyong Cave (Twin Dragons Cave), Jeju stone park, Jaeam Traditional Village, safari bird park, Jaeam gallery, subtropical botanical garden, and pond park.

Theme Park

A land of pigmies theme park
 Chocolateland
 Teddybear Museum

REPRESENTATIVE FOODS

Hallabong

A type of tangerine, the specialty of Jeju.
 Price 1,000 ~1,200 krw

Traditional Black Pig

Only cooked with pigs in rural parts of Jeju.
 Price 15,000 krw (1 serving)

Tile Fish

Tile fish inhabits in Jeju, South Sea, etc. and usually roasted or steamed.
 Price 30,000 krw (1 fish)

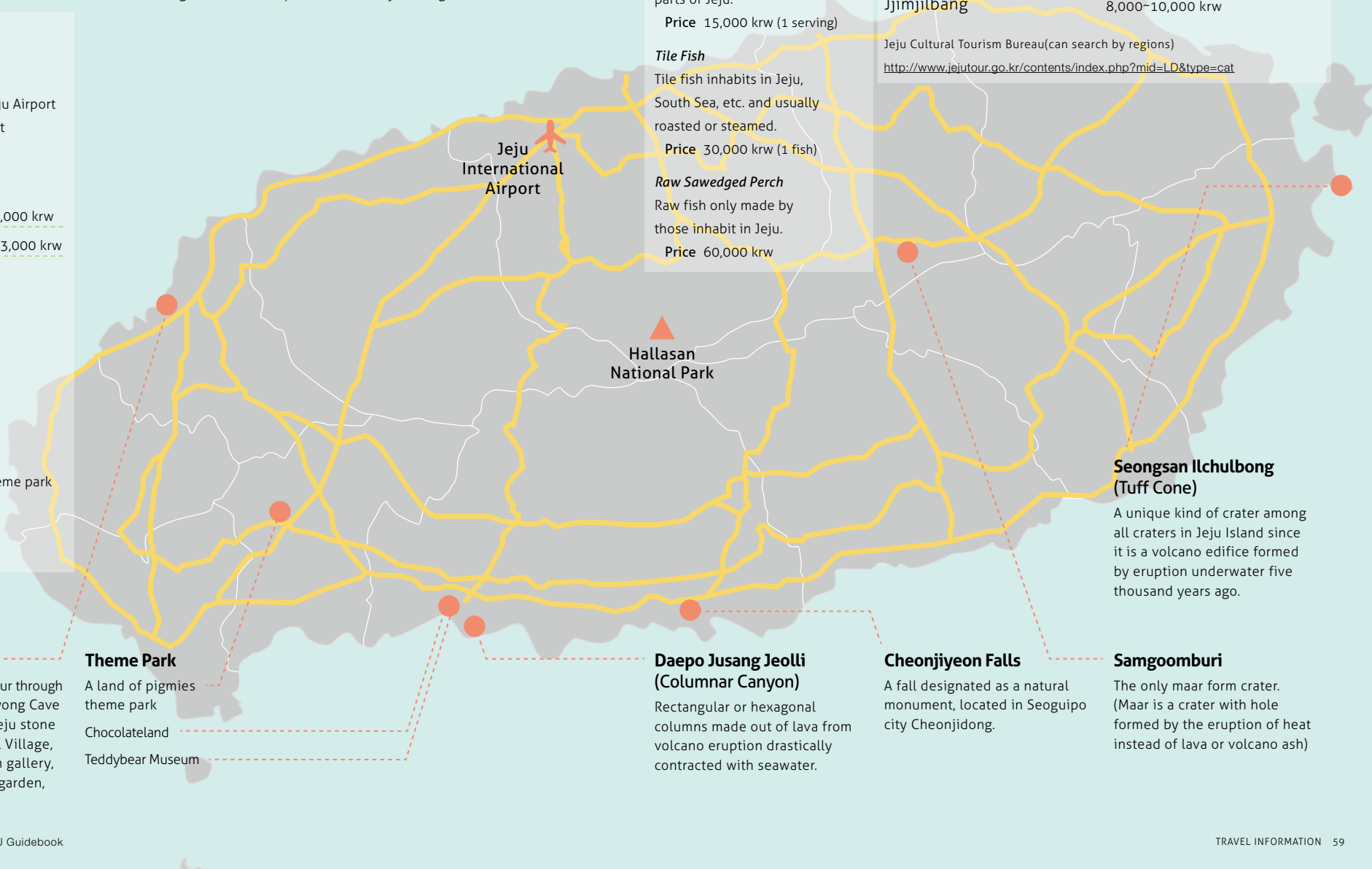
Raw Sawedged Perch

Raw fish only made by those inhabit in Jeju.
 Price 60,000 krw

ACCOMMODATIONS

Pension	55,000~110,000 krw
Guest house	20,000 ~ 25,000 krw (6people) 50,000 ~ 60,000 krw (2people)
Motel	40,000 ~ 70,000 krw
Jjimjilbang	8,000~10,000 krw

Jeju Cultural Tourism Bureau(can search by regions)
<http://www.jejutour.go.kr/contents/index.php?mid=LD&type=cat>



Seongsan Ilchulbong (Tuff Cone)

A unique kind of crater among all craters in Jeju Island since it is a volcano edifice formed by eruption underwater five thousand years ago.

Hallasan National Park

Daepo Jusang Jeolli (Columnar Canyon)

Rectangular or hexagonal columns made out of lava from volcano eruption drastically contracted with seawater.

Cheonjiyeon Falls

A fall designated as a natural monument, located in Seoguipo city Cheonjidong.

Samgoomburi

The only maar form crater. (Maar is a crater with hole formed by the eruption of heat instead of lava or volcano ash)



5 Seoul

Korea's capital located in the middle of Korean peninsula

Insa-dong

If you are in search of traditional items, Insa-dong is the place. Shoppers can find neckties with traditional patterns, modern hanbok with pattern resembling the national flag, anything else related to the country and its traditions. Koreans also frequent this area in search of antique goods and traditional tea shops.

Gyeongbokgung Palace

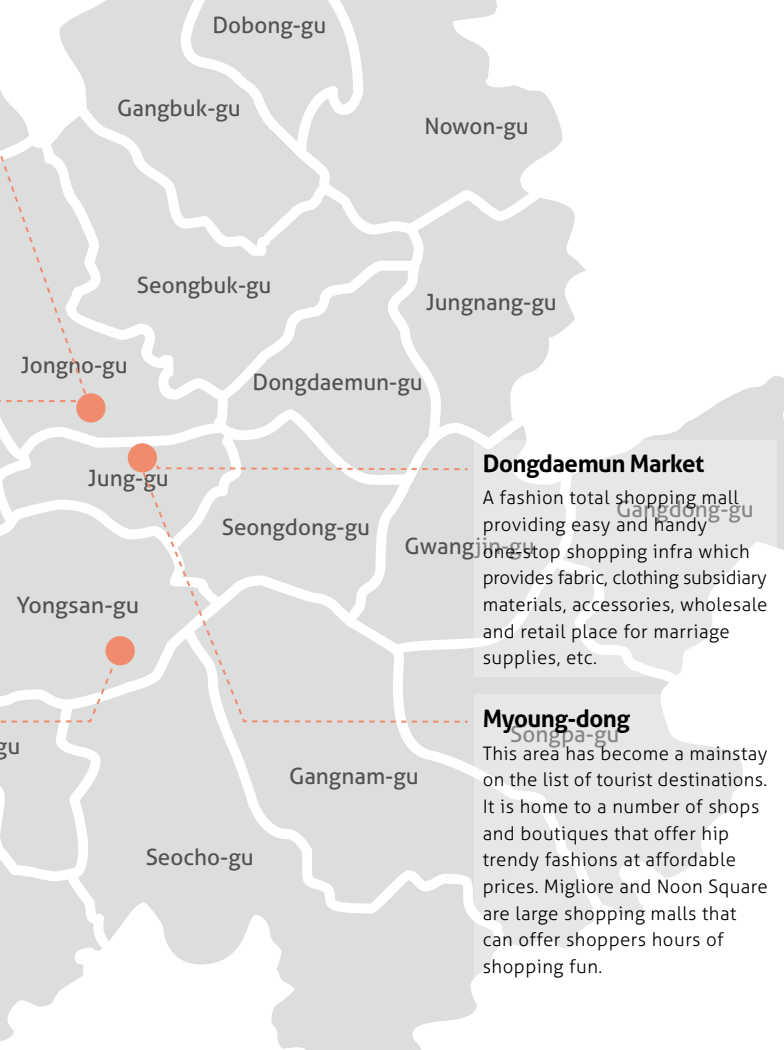
A palace from Chosun dynasty located in Jongno-gu Saejong-ro.

Hongdae

In Hongdae, there are unique cafes, small galleries, pop shops, live cafes and clubs, culture market, diverse famous restaurants, etc. and these make Hongdae street more vibrant. In addition, there are diverse events, street performances, festivals, etc. cultures which attract many people. Furthermore, art academy street, Picasso street, club street, streets that attract people to walk, etc. entertain those walking towards Hongdae street.

Itaewon

This is the most multicultural place in the country. Itaewon offers some of the most best authentic ethnic food in Seoul. However, there is more to Itaewon than just great food. It offers Korean antiques and sports uniforms can be found at low prices.



Dongdaemun Market

A fashion total shopping mall providing easy and handy one-stop shopping infra which provides fabric, clothing subsidiary materials, accessories, wholesale and retail place for marriage supplies, etc.

Myoung-dong

This area has become a mainstay on the list of tourist destinations. It is home to a number of shops and boutiques that offer hip trendy fashions at affordable prices. Migliore and Noon Square are large shopping malls that can offer shoppers hours of shopping fun.

TOURIST ATTRACTION

- Insa-dong
- Myoung-dong
- Itaewon
- Hongdae
- Dongdaemun Market
- Gyeongbokgung Palace

ACCOMMODATIONS

Pension	55,000~110,000 krw
Guest house	20,000 ~ 25,000 krw (6people) 50,000 ~ 60,000 krw (2people)
Motel	50,000 ~ 100,000 krw
Jjimjilbang	10,000~12,000 krw

Seoul Culture Tourism

http://www.visitseoul.net/kr/subindex.do?_method=sleep&m=0002000001002&p=02

TRANSPORTATION

BUS

1)

Destination

Pohang Intercity Bus Terminal
>> Dongseoul Bus Terminal

Traveling Time 4hour 30mins

Fare 24,500 krw

2)

Destination

Pohang Express Bus Terminal
>> Seoul Express bus terminal

Traveling Time 4hour 30mins

Fare 31,800 krw

AIRPLANE

Destination

Pohang Airport
>> Gimpo Airport

Traveling Time 50mins

Fare

Mon-Thu 64,000 krw

Fri - Sun 74,000 krw

Peak Season 84,000 krw

(Bunker adjustment factor and

TAX;16,000 krw not included)

SUBWAY

<http://dmzap1.seoulmetro.co.kr/station/linemap.action>

(Download available for English, Chinese, Japanese versions)


Festivals in Korea



1. Goyang International Flower Festival
3. Hwacheon Sancheoneo(trout) Ice Festival
5. Andong Mask Dance Festival

2. Seoul Fireworks Festival
4. Boryung Mud Festival
6. Pohang International Fireworks Festival
7. Busan Fireworks Festival

Busan



1. Naengchae Jokbal
2. Busan Wheat Noodle
3. Raw Fish
4. Pork and Rice Soup
5. Seed Pancake

Jeju Island



1. Cheonjiyeon Falls
2. Daepo Jusang Jeolli
3. Sangoomburi
4. Seongsan Ilchulbong
5. Hallim Park Falls
6. A Land of Pigmies Theme Park
7. Teddybear Museum Ilchulbong
8. Kart
9. Chocolateland
10. Hallabong
11. Traditional Black Pig
12. Tile Fish
13. Raw Sawedged Perch Ilchulbong



Seoul



- 1. Insa-dong
- 2. Itaewon
- 3. Hongdae
- 4. Myungdong
- 5. Dongdaemun



INDEX

TRANSPORTATION

From Incheon International Airport	06
By airport limousine bus	
By Domestic Flight	
From Busan Gimhae Airport	08
By airport limousine bus	
By Taxi	
Transportation in Pohang	09
Bus	
Taxi	

WELCOME TO KOREA

Facts You Must Know Prior to Arrival	12
Weather in Pohang and HGU	12

LIVING IN KOREA

About Korea	16
Culture of Korea	
Korean Currency	
Etiquette of Korea	18
Language & Communication	
Food & Drink	
Dining DOS & DON'TS	
Money & Shopping	
Miscellaneous	
Everyday Korean	21

HGU FACILITIES

Campus Building Abbreviations	28
Chapel	28
Sunday Service	
Wednesday Chapel	
English Thursday All-Out Worship	
Early Morning Prayer Service	
Korean First Hour	
English First Hour	
Handong Closing Service	
Dining on Campus	29
Student union building	
Mom's kitchen & Mom's café	
Hyoam Restaurant	
Administration Offices	30
Convenience & Book store	30
Convenience store	
Book store	
Library Convenience store	
Other facilities	31
Computer Labs	
Copy Machines / Fax	
Image Station	
Hisbeans Café	
Question Mark Café	
Prayer Rooms	
Post office	
Sports Facilities	
Fitness center	
Dry-Cleaning	
Hair Salon	

Online reservation for facility	32
on Hisnet	
- Sport Facilities	
- Group Study Room	
on Student government page	
- BBQ sheet	
- Band practice room	
- CCR	
- Student center multi-purpose Practice Room	

OFF-CAMPUS FACILITIES

Hospitals / Pharmacies	42
General Hospital	
Woman's Hospital	
Oriental Hospital	
Pharmacy	
Shopping	46
Grocery Store	
Large shopping store	
Etc.	
Spa/ bath house/ Jimjilbang	48

TRAVEL INFORMATION

Festivals in Korea	52
Goyang International Flower Festival	
Seoul Fireworks Festival	
Hwacheon Sancheoneo Ice Festival	
Boryung Mud Festival	
Adong Mask Dance Festival	
Pohang International Fireworks Festival	
Busan Fireworks Festival	

Pohang	54
Yeongildae Beach	
Hwanho Sunrise Park	
Yeongildae Park	
Homigot	
Busan	56
Gamcheon Culture Village	
Jagalchi Market	
Gwangalli Beach	
Haeundae Beach	
Taejongdae	
Jeju Island	58
Cheonjiyeon Falls	
Daepo Jusang Jeolli	
Sangoomburi	
Seongsan Ilchulbong	
Hallim Park	
Theme Park	
- A land of pigmies theme park	
- Chocolateland	
- Karts	
- Teddybear Museum	
Seoul	60
Insa-dong	
Myoung-dong	
Itaewon	
Hongdae	
Dongdaemun Market	
Gyeongbokgung Palace	

NOTE _____

SURVIVAL IN
HANDONG

Tel +82-54-260-1767
Fax +82-54-260-1769
E-mail oia@handong.edu
Website
<http://www.handong.edu>
<http://oia.handong.edu>

